



2018

2018 08

)

(

| | |
|-------|-----|
| | 2 |
| | 5 |
| | 8 |
| | 10 |
| | 22 |
| | 30 |
| | 34 |
| | 35 |
| | 37 |
| | 38 |
| | 146 |

| | | | |
|--|----------------------------------|--|--------|
| | | | 300021 |
| | | | |
| | | | |
| | | | |
| | Dayu Water-saving Group Co., Ltd | | |
| | Dayu Water-saving | | |
| | | | |

| | | |
|--|-----------------|-----------------|
| | | |
| | | |
| | 10 | 10 |
| | 022-59679306 | 022-59679306 |
| | 022-59679301 | 022-59679301 |
| | dyjszqb@163.com | dyjszqb@163.com |

1

2017

2

2017

3

2017

4

| | | |
|--|--------------|----|
| | | |
| | 8,115,938.10 | |
| | -304,090.82 | |
| | 1,171,777.09 | |
| | 6,640,070.19 | -- |

1

1

1

| | |
|--|--|
| | |
| | |
| | |
| | |
| | |

2

1

2

3

20

4

PPP

6

| | | | | | | |
|---------------------------------|----------------|----------------|--------|---------|---------|--------|
| | | | | | | |
| | 353,782,301.94 | 245,751,068.75 | 30.54% | 44.28% | 46.55% | -1.08% |
| | 347,038,791.59 | 278,187,692.73 | 19.84% | 119.21% | 108.81% | 4.00% |
| 8 ² "d 0;AíAÑ f • | 81,783,182.13 | 50,652,138.92 | 38.07% | -25.10% | -38.01% | 12.89% |

4

| | | | | | | | |
|------|--|--|--|--|--|-----|--|
| | | | | | | | |
| | | | | | | | |
| | | | | | | | |
| 5000 | | | | | | 30% | |
| | | | | | | | |

| | | | | | | | |
|----|---------------|--|--|--|--|--|---------------|
| | | | | | | | |
| 3. | 25,000,000.00 | | | | | | 25,000,000.00 |
| | 25,000,000.00 | | | | | | |

2

3

4



| | |
|----------------------|------------------------|
| 62050164010109888888 | 101812000810081 |
| 104053078068 | 8210000010120100125633 |
| 12050172080000000591 | |
| | |
| 38,474.91 | 699,999,996.97 |
| | 2,092.34 |

2

| | | | | | | | | | | | |
|--|---|--|-----|--|-----|---------|--|--|--|--|--|
| | (| | (1) | | (2) | (3) | | | | | |
| |) | | | | | (2)/(1) | | | | | |


16,747.8 16,747.8 999.27 6,831.7 40.79% 2020 06
30



10%



| | | | | | | |
|--|---|---|-----------|-----|---------------|-----------|
| | | | " | | | |
| | | | " | | | |
| | | | 1 | 2 | 2009 07 21 | |
| | | | 3 | | | |
| | | 4 | | 5 | | |
| | | | | | | |
| | ; | | | | 2009 08 29 | |
| | ; | | 25% | | | |
| | ; | | 6 | 12 | | |
| | | | | 50% | | |
| | | | | | | |
| | | | 2018 1 17 | 6 | 2018 01 16 | 2018 5 28 |



5000

320000

6.355 /

203.36

6

2

3

4

5

1

1

2

3


2

1

| | | | | | | | | |
|----------|---------------|-------|---------------|-------|----------|---|-------|-------|
| | | | | | | | | |
| | | | | | | | | |
| | | | | | | | | |
| | | | | | | | | |
| | 2017 07 10 | 2,000 | 2017 12 07 | 90.26 | | 1 | | |
| B1 | | | | 0 | B2 | | 90.26 | |
| B3 | | | | 2,000 | B4 | | 90.26 | |
| | | | | | | | | |
| | | | | | | | | |
| A1+B1+C1 | | | | 0 | A2+B2+C2 | | 90.26 | |
| A3+B3+C3 | | | | 2,000 | A4+B4+C4 | | 90.26 | |
| A4+B4+C4 | | | | | | | | 0.06% |
| | | | | | | | | |
| D | | | | 0 | | | | |
| E 70% | | | | 0 | | | | |
| F 50% | | | | 0 | | | | |
| D+E+F | | | | 0 | | | | |
| | | | | | | | | |
| | | | | | | | | |

2

3



1

| | | | | | | | | | |
|--|-------------|--------|--|--|--|-----------|-----------|--|--|
| | | | | | | | | | |
| | 143,879,150 | 18.04% | | | | 5,186,733 | 5,186,733 | | |

| | | | | | | |
|--|-------------|------------|-----------|-------------|----|-----|
| | 396,615 | 0 | 132,205 | 528,820 | | 25% |
| | 143,879,149 | 47,827,513 | 5,186,734 | 149,065,883 | -- | -- |

| | | | | |
|--|----|--------|----|---|
| | | 33,422 | | 0 |
| | | 8 | | |
| | 5% | | 10 | |

| | | | | | | | | |
|----|--|-------|-----------|--|--|-----------|-------------|-------------|
| | | 0.55% | 4,405,713 | | | 4,405,713 | | |
| 10 | | | | | | | | |
| 3 | | | | | | | | |
| | | | | | | | | |
| | | | | | | | | 10 |
| | | | | | | | | |
| | | | | | | | | |
| | | | | | | | 181,318,818 | 181,318,818 |

| | | | 181,318,817 | 4,430,014 | 0 | 185,748,831 | | | |
|--|--|--|-------------|-----------|---|-------------|--|--|--|
| | | | 9,401,660 | 2,309,357 | 0 | 11,711,017 | | | |
| | | | 589,570 | | 0 | 589,570 | | | |
| | | | | | | | | | |
| | | | | | | | | | |
| | | | | | | | | | |

1

| | | |
|--|--|--|
| | | |
| | | |
| | | |

| | | |
|--|------------------|------------------|
| | 47,016,853.77 | 151,582,234.16 |
| | 2,594,800,228.94 | 2,040,520,854.17 |
| | | |
| | 25,000,000.00 | 25,000,000.00 |
| | | |
| | 233,858,178.89 | 216,970,240.35 |
| | 100,555,177.20 | 79,605,177.20 |
| | | |
| | 306,280,533.67 | 310,468,993.77 |
| | 154,811,921.29 | 105,183,648.55 |
| | | |
| | | |
| | | 50 |
| | | 35,332,656.76 |
| | | |
| | | 21 |
| | | 87,013,004.01 |
| | | 26 |
| | | 8,682,344.59 |
| | 22,165,058.43 | 22,165,058.43 |
| | | |
| | 7,760,514.08 | 5,322,566.69 |

| | | |
|--|------------------|------------------|
| | | |
| | 9,206,217.35 | 9,327,081.87 |
| | 6,665,139.29 | 67,242,210.32 |
| | | |
| | | |
| | 41,045,741.00 | 34,419,121.36 |
| | | |
| | | |
| | | |
| | | |
| | | |
| | 23,688,162.00 | 23,686,385.87 |
| | 4,935,283.28 | 1,555,967.64 |
| | 1,794,544,223.93 | 1,241,959,756.13 |
| | | |
| | 43,226,085.00 | 40,754,252.33 |
| | | |
| | | |

| | | |
|--|---------------|--|
| | | |
| | | |
| | | |
| | 25,564,637.50 | |



| | |
|--------------|---------------|
| | |
| | |
| | |
| 6,676,712.33 | 56,180,821.92 |
| | |
| | |
| | |

| | | |
|----|----------------|----------------|
| | 722,382,415.23 | 492,925,742.52 |
| | 575,631,709.22 | 393,455,321.57 |
| | | |
| | | |
| | | |
| | | |
| | | |
| | | |
| | 4,810,716.96 | 4,067,035.22 |
| | 47,973,534.13 | 35,551,853.76 |
| | 60,872,161.89 | 45,476,788.95 |
| | 29,501,243.20 | 10,148,280.13 |
| | 3,593,049.83 | 4,226,462.89 |
| | | |
| | 757,946.24 | 605,479.45 |
| | 757,946.24 | |
| - | | |
| - | | |
| | 6,704,025.52 | 7,285,507.52 |
| | 69,433,555.23 | 34,686,801.48 |
| | 1,411,912.58 | 3,396,018.53 |
| | 304,090.82 | 1,050,286.52 |
| | 70,541,376.99 | 37,032,533.49 |
| | 10,581,206.55 | 5,584,901.02 |
| | 59,960,170.44 | 31,447,632.47 |
| | | |
| | | |
| | 55,502,758.74 | 28,962,822.75 |
| | 4,457,411.70 | 2,484,809.72 |
| | | |
| | | |
| 1. | | |



-53,494,411.38

-1,197,724.11



| | | |
|--|----------------|----------------|
| | 76,716,228.30 | 96,193,948.08 |
| | -76,716,228.30 | -96,165,485.08 |
| | | |
| | | |
| | 859,922,824.66 | 244,610,500.00 |
| | | |
| | | |
| | 859,922,824.66 | 244,610,500.00 |
| | 257,666,048.61 | 292,289,053.95 |
| | 24,117,103.63 | 31,016,956.58 |
| | | |
| | | |
| | 281,783,152.24 | 323,306,010.53 |
| | | |

| | | |
|--|--|--|
| | | |
| | | |
| | | |
| | | |
| | | |
| | | |
| | | |

| | 797,36 | | | | 251,780 | | | | 25,564, | | 315,512 | 62,887, | 1,453,1 |
|--|--------|--|--|--|---------|--|--|--|---------|--|---------|---------|---------|
| | 0,687. | | | | ,328.54 | | | | 637.50 | | ,654.71 | 157.14 | 05,464. |
| | 00 | | | | | | | | | | | | 89 |

| | | | | | | | | | | | | | |
|---|--|--|--|--|--|--|--|--|--|--|--|--|--|
| | | | | | | | | | | | | | |
| 1 | | | | | | | | | | | | | |
| 2 | | | | | | | | | | | | | |
| 3 | | | | | | | | | | | | | |

| | | | | | | | | | | | | | | |
|--|--------|--|--|--|---------|--|--|--|--------|--|---------|--------|---------|----|
| | 0,687. | | | | ,328.54 | | | | 637.50 | | ,654.71 | 157.14 | 05,464. | 89 |
| | 00 | | | | | | | | | | | | | |

8

| | | | | | | | | | | | | | | |
|--|--|--|--|--|--|--|--|--|--|--|--|--|--|--|
| | | | | | | | | | | | | | | |
| | | | | | | | | | | | | | | |

| | | | | | | | | | | | |
|---|--|--|--|--|--|--|--|--|--|--|--|
| | | | | | | | | | | | |
| 1 | | | | | | | | | | | |
| 2 | | | | | | | | | | | |
| 3 | | | | | | | | | | | |
| 4 | | | | | | | | | | | |
| | | | | | | | | | | | |

2



2007

5

6

1

2

2

- 1
- 2
- 3
- 4
- 5

8

6

11

1



100

100

| | | |
|---|---------|---------|
| 5 | 100.00% | 100.00% |
|---|---------|---------|

| | | |
|--|-------|-------|
| | | |
| | 0.00% | 0.00% |

3

5,8L, TÁ

6Ã

RG+eRkG+>>ÁtaRG+eRk

6Ã

16

1

2

| | | 40 | 5.00 | 2.38 |
|--|--|----|------|-------|
| | | 10 | 5.00 | 9.50 |
| | | 5 | 5.00 | 19.00 |
| | | 10 | 5.00 | 9.50 |

3

17

18

1

2

3

3

4

19

8

2

22

23

1

2

24

1

2

3

4

25

1

2

26

27

28

1

2

3

29

1

2

30

/

31

1

3

4

5

10

11

12

33

1

2

34

1

2

3

2017 1 1 2018 6 30
2

2007 83
2015 1 1

2015 1 1

2007 83
2016 1 1

9999 12 31

2015 1 1

2015 1 1

2007 83
2016

1 1 9999 12 31

2007 83

2016 1 1 2018 10 31

2013 12 1

2015 5 1

2007 83

2015 3 1

538

2015 6 1

3

1

| | | |
|--|--|--|
| | | |
| | | |

| | 21,461,940.29 | 12,068,404.15 |
|--|---------------|---------------|
| | | |
| | 17,075,224.53 | 26,993,372.57 |
| | | |
| | | |
| | 38,537,164.82 | 39,061,776.72 |


2

3

=F2+X

| 1 | | | | |
|---|---|----------------|---------------|--------|
| 1 | | 517,501,353.31 | 5,175,013.53 | 1.00% |
| 1 | 2 | 176,923,838.05 | 17,692,383.80 | 10.00% |
| 2 | 3 | 58,050,591.09 | 17,415,177.33 | 30.00% |
| 3 | 4 | 20,563,286.13 | 10,281,643.07 | 50.00% |
| 4 | 5 | 15,976,416.30 | 12,781,133.04 | 80.00% |
| 5 | | | | |

| | | | | | | | | | | |
|--|----------|---------|----------|---------|-----------|---------|---------|-----------|------|------------|
| | | | | | | | | | | |
| | | | | | | | | | | |
| | | | | | | | | | | |
| | 150,150, | | 12,936,8 | | 137,213,8 | 122,295 | | 10,440,10 | | 111,855,61 |
| | | 100.00% | | 100.00% | | | 100.00% | | 8.61 | 8.54% |
| | | | | | 50.65 | ,719.35 | | | | 0.74 |



4

| | | |
|--|----------------|----------------|
| | | |
| | 8,465,401.32 | 16,632,429.05 |
| | 115,236,503.19 | 98,238,067.11 |
| | 2,434,391.99 | 4,276,250.89 |
| | 108,224.01 | 250,525.16 |
| | 13,329,915.55 | 342,356.00 |
| | 10,576,251.36 | 2,556,091.14 |
| | 150,150,687.42 | 122,295,719.35 |

5

| | | | | | |
|--|----|---------------|-----|--------|--------------|
| | | | | | |
| | | 8,169,281.41 | 1-3 | 5.44% | 1,225,392.21 |
| | | 8,000,000.00 | 2-3 | 5.33% | 2,400,000.00 |
| | | 7,680,322.86 | 1-2 | 5.12% | 768,032.29 |
| | | 6,000,000.00 | 1-2 | 4.00% | 600,000.00 |
| | | 3,176,323.79 | 1-2 | 2.12% | 317,632.38 |
| | -- | 33,025,928.06 | -- | 22.00% | 5,311,056.88 |

6

7

8

10**1**

| | | | | | | |
|--|----------------|------------|----------------|----------------|------------|----------------|
| | | | | | | |
| | | | | | | |
| | 50,559,162.76 | | 50,559,162.76 | 40,746,226.33 | | 40,746,226.33 |
| | 215,755,705.36 | 511,060.97 | 215,244,644.39 | 124,376,677.75 | 511,060.97 | 123,865,616.78 |

4

11

12

13



4

5

15

1

2

3

16

1

| PPP | 233,858,178.8 9 | | 233,858,178.8 9 | 216,970,240.3 5 | | 216,970,240.3 5 | |
|-----|--------------------|--|--------------------|--------------------|--|--------------------|----|
| | 233,858,178.8 9 | | 233,858,178.8 9 | 216,970,240.3 5 | | 216,970,240.3 5 | -- |

2

3

17

| | | | | | | | | | | |
|--|--|--|--|--|--|--|--|--|--|--|
| | | | | | | | | | | |
| | | | | | | | | | | |
| | | | | | | | | | | |

56,099,18

5.47

| | | | | | |
|----|---------------|---------------|--------------|---------------|------------|
| 3. | | 33,098.00 | 1,924.07 | 223,879.69 | 258,901.76 |
| 1 | | 33,098.00 | 1,924.07 | 223,879.69 | 258,901.76 |
| | | | | | |
| 4. | 30,821,826.71 | 86,396,485.35 | 8,382,557.59 | 11,610,035.10 | |

| | | |
|-----|--------------|--|
| | | |
| PVC | 3,384,149.44 | |
| PE | | |

| | | | | | | |
|--|---------------|--|---------------|--|--|--|
| | 35,090,383.69 | | 35,090,383.69 | | | |
| | 4,605,966.00 | | 4,605,966.00 | | | |

| | | | | | | | | | | | | |
|--|--|------------------|--|--|------------------|--|--|--|--|--|--|--|
| | | 1,414,10 2.00 | | | 1,414,10 2.00 | | | | | | | |
|--|--|------------------|--|--|------------------|--|--|--|--|--|--|--|

| | | | | | |
|-----|--|--|--|--|--|
| | | | | | |
| | | | | | |
| | | | | | |
| 1. | | | | | |
| 2. | | | | | |
| (1) | | | | | |
| (2) | | | | | |
| | | | | | |
| 3. | | | | | |
| (1) | | | | | |
| (2) | | | | | |
| | | | | | |
| 4. | | | | | |
| | | | | | |
| 1. | | | | | |

| | | | | | |
|----|---------------|--|--|--|---------------|
| | | | | | |
| 1. | 35,753,735.50 | | | | 35,753,735.50 |
| 2. | 35,332,656.76 | | | | 35,332,656.76 |

2

24

25

1



| | | | | | | | |
|----|---------------|--------------|--------------|------------|--------------|------------|--|
| | | | | | | | |
| 1. | | | | | | | |
| 2. | | | | | | | |
| 1 | | | | | | | |
| 3. | | | | | | | |
| 1 | | | | | | | |
| 4. | | | | | | | |
| 1. | 68,002,103.30 | 5,254,590.09 | 9,418,220.81 | 812,235.18 | 1,379,579.98 | 144,760.85 | |

| | | | | | | | | |
|---------------------|--|-----------|--|--|--|--|--|-----------|
| | | | | | | | | |
| 128 | | 14,876.35 | | | | | | 14,876.35 |
| DYYF(JQ)20 16-01 | | | | | | | | |
| PVC | | | | | | | | |
| DYYF(JQ)20 16-02 | | | | | | | | |

| | | | | | | | | |
|--|--------------|--------------|--|--|--|--|--|---------------|
| | | | | | | | | |
| | | 224,743.96 | | | | | | 224,743.96 |
| | 94,711.76 | 458,763.25 | | | | | | 553,475.01 |
| | 677,464.12 | 411,603.71 | | | | | | 1,089,067.83 |
| | 396,903.73 | 29,944.93 | | | | | | 426,848.66 |
| | 104,573.70 | 59,958.05 | | | | | | 164,531.75 |
| | 178,647.71 | 25,842.67 | | | | | | 204,490.38 |
| | 8,682,344.59 | 3,700,182.67 | | | | | | 12,382,527.26 |

27

1

| | | | | | | |
|--|---------------|--|--|--|--|---------------|
| | | | | | | |
| | 22,165,058.43 | | | | | 22,165,058.43 |

| | | | | | | |
|--|---------------|--|--|--|--|---------------|
| | | | | | | |
| | 22,165,058.43 | | | | | 22,165,058.43 |

2

28

| | | | | | | |
|--|--|--|--|--|--|--|
| | | | | | | |
|--|--|--|--|--|--|--|

4

5

| | | | | |
|---|--------------|---------------|---------------|--------------|
| 5 | 473,066.94 | 1,318,992.88 | 1,302,911.09 | 489,148.73 |
| | 9,060,341.37 | 72,590,421.71 | 72,601,340.23 | 9,049,422.85 |

3

| | | | | |
|---|------------|--------------|--------------|------------|
| 1 | 259,703.48 | 5,207,018.85 | 5,319,028.83 | 147,693.50 |
| 2 | 7,037.02 | 181,891.23 | 179,827.25 | 9,101.00 |
| | 266,740.50 | 5,388,910.08 | 5,498,856.08 | 156,794.50 |

38

| | | | |
|--|--|--------------|---------------|
| | | | |
| | | 3,181,950.16 | 35,615,692.43 |
| | | 2,471,289.43 | 26,360,531.19 |
| | | 722,802.58 | 797,471.00 |
| | | 78,102.97 | 2,244,208.47 |
| | | 35,787.67 | 1,013,294.45 |
| | | 12,196.81 | 631,241.07 |
| | | 59,260.65 | 423,422.99 |
| | | 26,867.44 | 34,236.13 |
| | | 16,945.99 | 62,135.30 |
| | | 58,435.59 | 58,435.56 |
| | | 1,500.00 | 1,541.73 |
| | | 6,665,139.29 | |

41

1

| | | 181,506.91 |
|--|---------------|---------------|
| | 10,576,251.36 | 7,705,818.85 |
| | 2,434,391.99 | 1,163,529.21 |
| | 2,441,625.01 | 1,633,227.34 |
| | 25,593,472.64 | 23,735,039.05 |
| | 41,045,741.00 | 34,419,121.36 |

2

1

| | 200,000.00 | |
|--|------------|--|
| | 68,000.00 | |

| | | |
|--|--------------|--------------|
| | 2,268,286.96 | 223,907.34 |
| | 4,935,283.28 | 1,555,967.64 |

45

1

| | | |
|--|---------------|---------------|
| | | |
| | 38,775,000.00 | 35,909,700.00 |
| | 4,451,085.00 | 4,844,552.33 |
| | 43,226,085.00 | 40,754,252.33 |

46

47

1

| | | |
|-----|----------------|----------------|
| | | |
| | 50,000,000.00 | 60,000,000.00 |
| | -3,572,602.74 | -3,819,178.08 |
| PPP | 112,182,623.71 | 79,610,209.31 |
| | 158,610,020.97 | 135,791,031.23 |

48

49

50

| | | | | | | | | |
|--|--------------|--|--|------------|--|--|------------|--|
| | | | | | | | | |
| | 600,000.00 | | | 75,000.00 | | | 525,000.00 | |
| | 1,000,000.00 | | | 100,000.00 | | | 900,000.00 | |
| | 780,000.00 | | | 65,000.00 | | | 715,000.00 | |

800,000.00

150,000.00

650,000.00

| | | |
|--|--|--|
| | | |
|--|--|--|

| | | | | | | | | |
|------|------------|--|--|-----------|--|--|------------|--|
| 3000 | | | | | | | | |
| | 900,000.00 | | | 50,000.00 | | | 850,000.00 | |
| 2017 | 475,000.00 | | | 25,000.00 | | | 450,000.00 | |

9,500,000.00

500,000.00


9,000,000.00

55

| | | | | |
|--|----------------|--|--|----------------|
| | | | | |
| | 230,499,569.01 | | | 230,499,569.01 |
| | 21,280,759.53 | | | 21,280,759.53 |
| | 251,780,328.54 | | | 251,780,328.54 |

56**57****58****59**

61



| | | |
|--|--------------|--------------|
| | 2,582,622.33 | 813,001.57 |
| | 955,791.00 | 599,076.88 |
| | 1,538,854.93 | 1,204,817.05 |
| | 4,190,306.56 | 3,532,926.85 |

| | | |
|--|--------------|--------------|
| | -12,732.72 | -166,214.04 |
| | 3,593,049.83 | 4,226,462.89 |

67

68

| | | |
|--|--------------|------------|
| | | |
| | -717,631.91 | |
| | 1,475,578.15 | 605,479.45 |
| | 757,946.24 | 605,479.45 |

69

70

| | | |
|------|------------|------------|
| | | |
| | 20,000.00 | 20,000.00 |
| | 25,000.00 | 25,000.00 |
| | | 2,500.00 |
| | 15,000.00 | 15,000.00 |
| | 90,500.00 | 90,500.00 |
| 2000 | 15,000.00 | 15,000.00 |
| | 25,000.00 | 25,000.00 |
| | 75,000.00 | 75,000.00 |
| | 75,000.00 | 75,000.00 |
| | 25,000.00 | 25,000.00 |
| | 52,000.00 | 52,000.00 |
| | 67,500.00 | 67,500.00 |
| | 100,000.00 | 100,000.00 |

| | | |
|------|------------|------------|
| | | 500,000.00 |
| | | 200,000.00 |
| 2014 | 268,333.33 | 833,334.00 |
| " | | |
| " | 266,666.67 | |

| | | | |
|--|------------|--------------|--|
| | | | |
| | 67,953.48 | 180,000.00 | |
| | 42,819.38 | 203.88 | |
| | 193,317.96 | 870,082.64 | |
| | 304,090.82 | 1,050,286.52 | |

73

1

| | | |
|--|--|--|
| | | |
|--|--|--|

2

| | 2,694,131.25 | 8,421,547.91 |
|--|---------------|---------------|
| | 97,001,429.41 | 52,739,665.32 |
| | 6,829,820.98 | 4,659,451.30 |
| | 3,556,223.82 | 3,537,421.21 |
| | 1,785,180.43 | 575,023.00 |
| | 4,392,913.75 | 183,665.46 |
| | 28,764,865.36 | 35,551,853.76 |
| | 4,906,555.22 | 4,067,035.22 |

| | | |
|--|-----------------|-----------------|
| | 4,446,447.36 | 6,802,511.71 |
| | 2,028,590.73 | 2,171,164.82 |
| | 560,000.77 | 81,705.33 |
| | 42,819.38 | 356.45 |
| | 29,501,243.20 | 10,148,280.13 |
| | -757,946.24 | -605,479.45 |
| | 2,017,139.29 | 386,947.21 |
| | -169,100,676.15 | -49,208,669.21 |
| | -178,283,325.76 | -100,432,545.85 |
| | -116,419,417.46 | 14,689,664.39 |
| | 172,972,903.48 | -35,430,370.24 |

80

81

1

1

2

3

4

5

6

6

2

3

3

4

5

~~410~~

~~0166146 0 9 110 9 TH0B024 0130250 9 76 411758 159E2B 0 0 4320 9 216542 > 50527 > 797 B4 EC9 114~~

| | | | | | | |
|--|--|--|--|---------|--|--|
| | | | | | | |
| | | | | 100.00% | | |

| | | | | | | |
|--|--|--|--|---------|--|--|
| | | | | 63.30% | | |
| | | | | 60.00% | | |
| | | | | 51.08% | | |
| | | | | 100.00% | | |
| | | | | 100.00% | | |

60.00%

| | | | | | | |
|-----|--|--|---|---------|--|--|
| | | | | | | |
| () | | | ; | 100.00% | | |

2

| | | | | | | | | | | | | |
|--|--------|------|--------|--------|--|--------|--------|------|--------|--------|--|--------|
| | 800.23 | 9.55 | 139.78 | 013.02 | | 274.81 | 937.66 | 3.00 | 260.66 | 231.92 | | 231.92 |
|--|--------|------|--------|--------|--|--------|--------|------|--------|--------|--|--------|

| | | | | | | | | | | | | |
|--|--|--|--|--|--|--|--|--|--|--|--|--|
| | | | | | | | | | | | | |
| | | | | | | | | | | | | |

3

1

| | | | | 35.00% | | |
|---|--|--|---|--------|--|--|
| | | | | 51.00% | | |
| | | | | 19.00% | | |
| (| | | : | 40.00% | | |
|) | | | | 99.75% | | |

2

| | / | | / | |
|--|----------------|----------------|---------------|--|
| | | | | |
| | 80,130,697.25 | 80,050,583.16 | 469,624.64 | |
| | 80,130,697.25 | 80,050,583.16 | 269,624.64 | |
| | 26,700,000.00 | 27,793,200.00 | 19,500,000.00 | |
| | 106,830,697.25 | 107,843,783.16 | 19,969,624.64 | |
| | 968,145.71 | 45,380.27 | | |
| | 968,145.71 | 45,380.27 | | |
| | 105,862,551.54 | -8,001,597.11 | 19,969,624.64 | |
| | 53,989,901.29 | -4,080,814.53 | 19,919,700.58 | |
| | 121,294.39 | 457.00 | | |



-200.00

2,400.00

-612.14

8

4

5

6

1

100%

2

2018

| | |
|-----|--|
| | |
| () | |
| | |

5

1

2 / /


3

4

| | | | | |
|--|--|--|--|--|
| | | | | |
|--|--|--|--|--|

902,600.00 2017 12 07 2018 12 07

| | | | | |
|--|---------------|------------|------------|--|
| | 20,000,000.00 | 2018 05 02 | 2019 04 28 | |
| | 50,000,000.00 | 2017 07 10 | 2018 07 09 | |
| | 50,000,000.00 | 2017 07 13 | 2018 07 12 | |
| | 30,000,000.00 | 2017 09 27 | 2018 09 26 | |



6

7

8

6

3

4

5

1

2

1

2

3

1

2

3

4

1 8 21

185,748,831

797,360,687

23.30%

6

1

3

2

| | | | | | | |
|--|------------------|------------------|----------------|----------------|----------------|------------------|
| | | | | | | |
| | 459,110,573.95 | 347,038,791.59 | 81,783,182.13 | 100,185.00 | 105,328,272.01 | 782,704,460.66 |
| | 351,079,340.76 | 278,187,692.73 | 50,652,138.92 | 45,740.60 | 105,328,272.01 | 574,636,641.00 |
| | 72,817,182.50 | 67,015,908.80 | 17,362,273.57 | -960,114.91 | | 69,433,555.23 |
| | 25,217,881.87 | 19,062,038.09 | 16,595,017.69 | -914,767.21 | | 59,960,170.44 |
| | 1,745,051,190.67 | 1,319,073,205.55 | 370,810,194.56 | 158,014,614.86 | | 3,592,949,205.64 |
| | 1,003,912,233.62 | 758,850,935.24 | 277,634,759.77 | 32,193,061.81 | | 2,072,590,990.44 |

3

4

6

7

| | | | | | |
|-------------|------------------|-------------|-------|-------------|--------|
| 1 | | 181,318,818 | | 797,360,687 | 22.74% |
| 2017 8 9 | 15,000,000 | | 8.27% | | 1.88% |
| | 15,000,000 | | 8.27% | | 1.88% |
| 2017 8 9 | | 2018 8 9 | | | |
| 2 | | | | 185,748,831 | , |
| 797,360,687 | 23.29%.2018 1 16 | 22,060,000 | | | |

11.88% 2.77% 22,060,000 12.17%

2.77% 2018 1 16 2019 1 16

1

1

| | 2,275,784.21 | 100.00% | 2,275,784.21 | 100.00% | | 2,275,784.21 | 100.00% | 2,275,784.21 | 100.00% | |
|--|--------------|---------|--------------|---------|--|--------------|---------|--------------|---------|--|
| | 2,275,784.21 | | 2,275,784.21 | 100.00% | | 2,275,784.21 | | 2,275,784.21 | | |

3

4

| | | (%) | |
|--|--------------|-------|--------------|
| | 725,784.21 | 31.89 | 725,784.21 |
| | 469,232.38 | 20.62 | 469,232.38 |
| | 387,576.53 | 17.03 | 387,576.53 |
| | 195,300.00 | 8.58 | 195,300.00 |
| | 128,700.00 | 5.66 | 128,700.00 |
| | 1,906,593.12 | 83.78 | 1,906,593.12 |

5

6

2

1

| | 641,899, 109.59 | 100.00% | 3,630,76 8.61 | 0.18% | 638,268,3 40.98 | 396,792 ,636.32 | 100.00% | 2,616,397 .52 | 0.66% | 394,176,23 8.80 |
|--|--------------------|---------|------------------|-------|--------------------|--------------------|---------|------------------|-------|--------------------|
| | 641,899, 109.59 | 100.00% | 3,630,76 8.61 | 0.18% | 638,268,3 40.98 | 396,792 ,636.32 | 100.00% | 2,616,397 .52 | 0.66% | 394,176,23 8.80 |

| | | | |
|--|--|--|--|
| | | | |
| | | | |

5

| | | 268,691,443.01 | 1 | 41.86% | |
|--|----|----------------|----|--------|--|
| | | 134,762,134.90 | 1 | 20.99% | |
| | | 41,385,435.55 | 1 | 6.45% | |
| | | 30,868,468.54 | 1 | 4.81% | |
| | | 26,957,527.97 | 1 | 4.20% | |
| | -- | 502,665,009.97 | -- | 78.31% | |

6

7

8

3

2

| | | / | / |
|--|-------|------|------|
| | 3.91% | 0.07 | 0.07 |
| | 3.45% | 0.06 | 0.06 |

3

1

2

3

4

2018